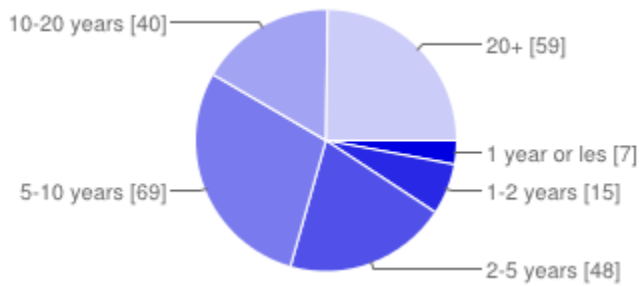


St. Paul's Summerville Parish Survey September, 2014

238 Responses

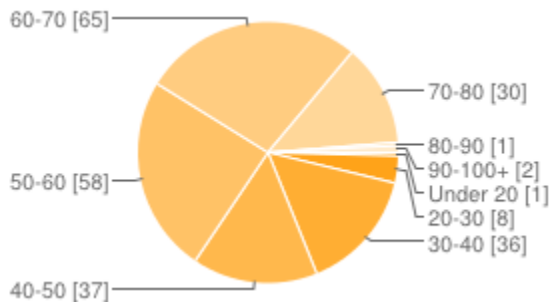
Summary

1. How long have you been attending St. Paul's Summerville (SPS)?



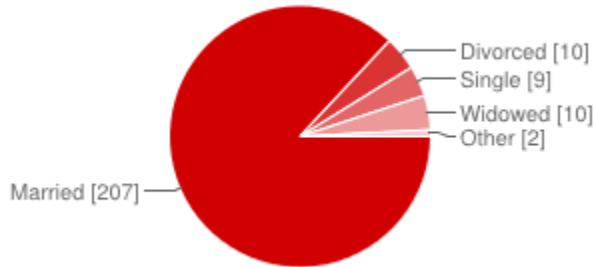
| | | |
|----------------|-----------|-----|
| 1 year or less | 7 | 3% |
| 1-2 years | 15 | 6% |
| 2-5 years | 48 | 20% |
| 5-10 years | 69 | 29% |
| 10-20 years | 40 | 17% |
| 20+ | 59 | 25% |

2. How old are you?



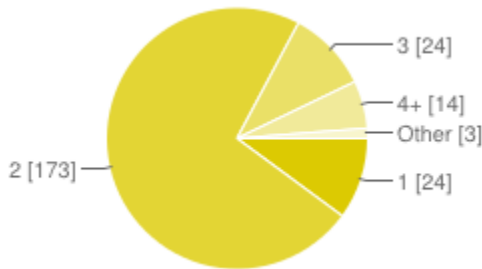
| | | |
|----------|-----------|-----|
| Under 20 | 1 | 0% |
| 20-30 | 8 | 3% |
| 30-40 | 36 | 15% |
| 40-50 | 37 | 16% |
| 50-60 | 58 | 24% |
| 60-70 | 65 | 27% |
| 70-80 | 30 | 13% |
| 80-90 | 1 | 0% |
| 90-100+ | 2 | 1% |

3. What is your marital status?



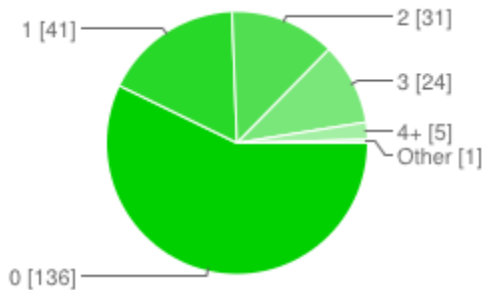
| | | |
|----------|------------|-----|
| Married | 207 | 87% |
| Divorced | 10 | 4% |
| Single | 9 | 4% |
| Widowed | 10 | 4% |
| Other | 2 | 1% |

4. How many adults live in your home (18 or older)?



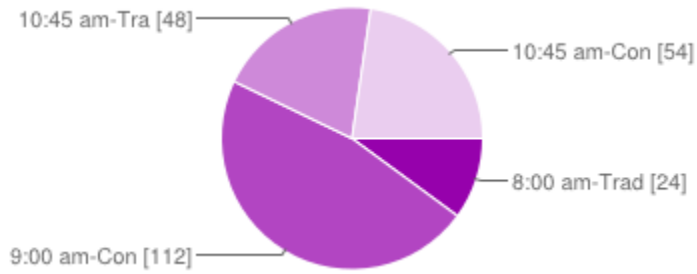
| | | |
|-------|------------|-----|
| 1 | 24 | 10% |
| 2 | 173 | 73% |
| 3 | 24 | 10% |
| 4+ | 14 | 6% |
| Other | 3 | 1% |

5. How many children or grandchildren (under 18) live in your home?



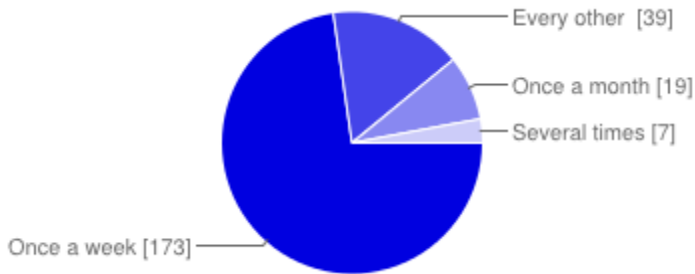
| | | |
|-------|------------|-----|
| 0 | 136 | 57% |
| 1 | 41 | 17% |
| 2 | 31 | 13% |
| 3 | 24 | 10% |
| 4+ | 5 | 2% |
| Other | 1 | 0% |

6. Which service do you most often attend at SPS?



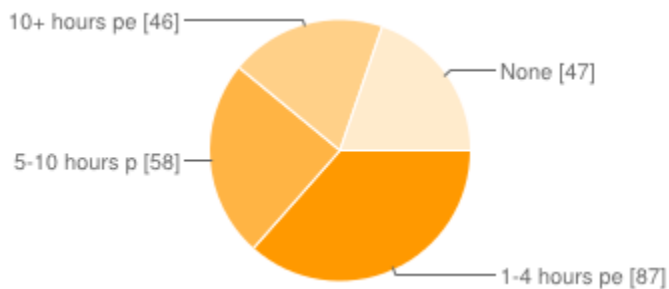
| | | |
|-----------------------|------------|-----|
| 8:00 am-Traditional | 24 | 10% |
| 9:00 am-Contemporary | 112 | 47% |
| 10:45 am-Traditional | 48 | 20% |
| 10:45 am-Contemporary | 54 | 23% |

7. How often do you attend a service at SPS?



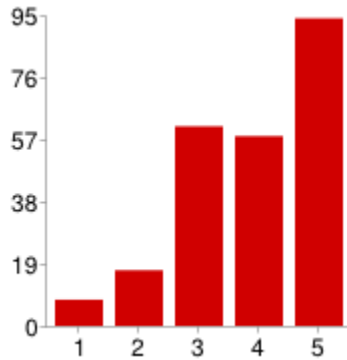
| | | |
|----------------------|------------|-----|
| Once a week | 173 | 73% |
| Every other week | 39 | 16% |
| Once a month | 19 | 8% |
| Several times a year | 7 | 3% |

8. How much time do you spend in SPS ministry/outreach opportunities (or ministry in general)?



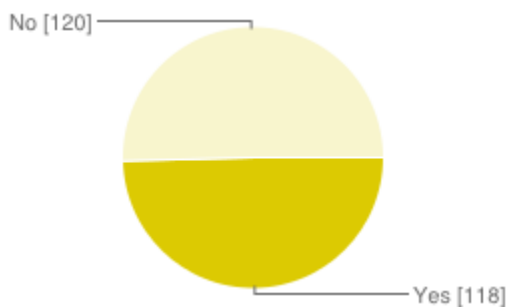
| | | |
|----------------------|-----------|-----|
| 1-4 hours per month | 87 | 37% |
| 5-10 hours per month | 58 | 24% |
| 10+ hours per month | 46 | 19% |
| None | 47 | 20% |

9. Rate the importance of tithing (regularly giving at least 10% of your income) as an act of worship.



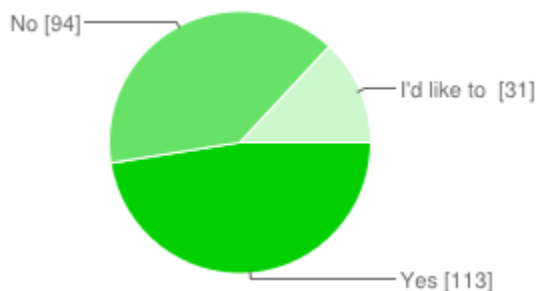
| | | |
|---|-----------|-----|
| 1 | 8 | 3% |
| 2 | 17 | 7% |
| 3 | 61 | 26% |
| 4 | 58 | 24% |
| 5 | 94 | 39% |

10. Do you tithe (regularly give 10% or more of your income) to SPS?



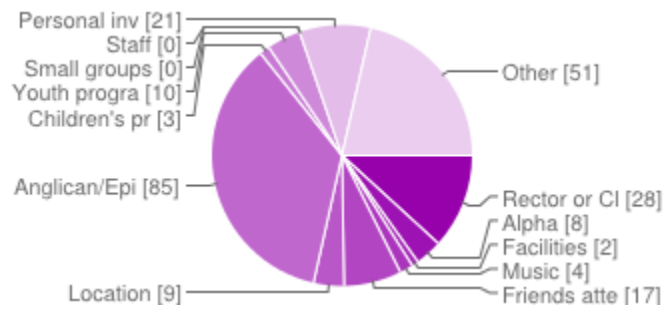
| | | |
|-----|------------|-----|
| Yes | 118 | 50% |
| No | 120 | 50% |

11. Are you a member of a small group or LifeGroup?



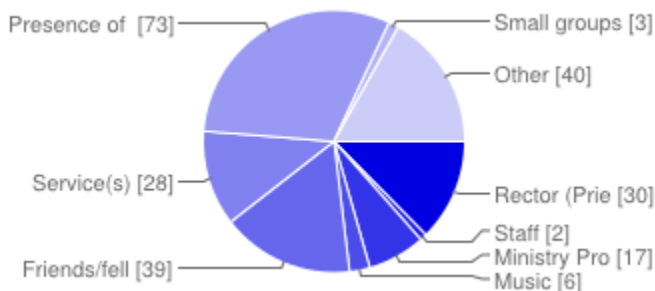
| | | |
|----------------|------------|-----|
| Yes | 113 | 47% |
| No | 94 | 39% |
| I'd like to be | 31 | 13% |

12. What initially drew you to SPS?



| | | |
|-------------------------------------|----|-----|
| Rector or Clergy | 28 | 12% |
| Alpha | 8 | 3% |
| Facilities | 2 | 1% |
| Music | 4 | 2% |
| Friends attend | 17 | 7% |
| Location | 9 | 4% |
| Anglican/Episcopal style of worship | 85 | 36% |
| Children's programs | 3 | 1% |
| Youth programs | 10 | 4% |
| Staff | 0 | 0% |
| Small groups | 0 | 0% |
| Personal invitation | 21 | 9% |
| Other | 51 | 21% |

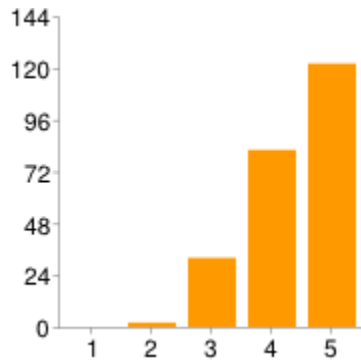
13. Select the best answer for why you choose to continue worshipping at SPS



| | | |
|--|----|-----|
| Rector (Priest/Pastor) | 30 | 13% |
| Staff | 2 | 1% |
| Ministry Programs: Alpha, Children, Youth, Men's, etc... | 17 | 7% |
| Music | 6 | 3% |
| Friends/fellowship | 39 | 16% |
| Service(s) | 28 | 12% |
| Presence of The Holy Spirit | 73 | 31% |
| Small groups | 3 | 1% |
| Other | 40 | 17% |

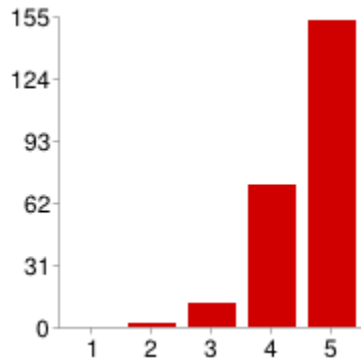
Please prayerfully contemplate the following as you proceed through the next section: When you consider the future of St. Paul's Summerville, how important are the following qualities in the New Rector?

14. Ability to cast a vision for SPS



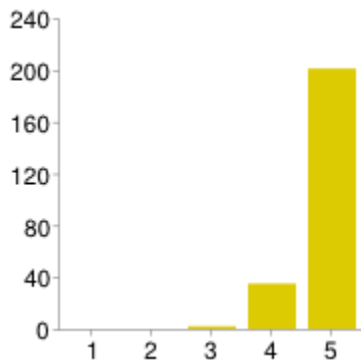
| | | |
|---|------------|-----|
| 1 | 0 | 0% |
| 2 | 2 | 1% |
| 3 | 32 | 13% |
| 4 | 82 | 34% |
| 5 | 122 | 51% |

15. Ability to assemble, lead & inspire the parish (& staff) to carry out the vision of the church



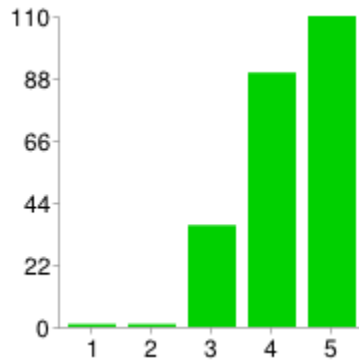
| | | |
|---|------------|-----|
| 1 | 0 | 0% |
| 2 | 2 | 1% |
| 3 | 12 | 5% |
| 4 | 71 | 30% |
| 5 | 153 | 64% |

16. Ability to profess and live as a disciple of the Father, Son, and Holy Spirit



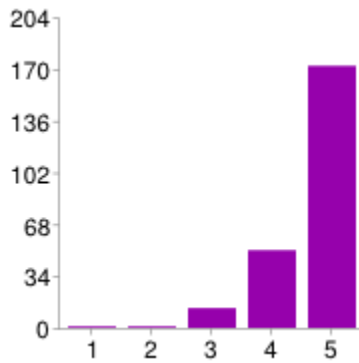
| | | |
|---|------------|-----|
| 1 | 0 | 0% |
| 2 | 0 | 0% |
| 3 | 2 | 1% |
| 4 | 35 | 15% |
| 5 | 201 | 84% |

17. Ability to train disciples to lead others to Christ



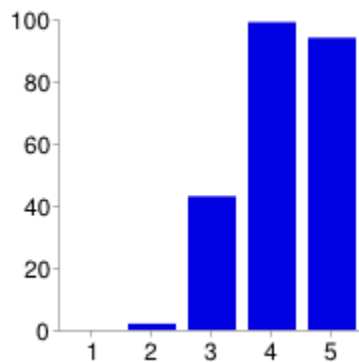
| | | |
|---|------------|-----|
| 1 | 1 | 0% |
| 2 | 1 | 0% |
| 3 | 36 | 15% |
| 4 | 90 | 38% |
| 5 | 110 | 46% |

18. Willingness to boldly engage the culture from a Biblical perspective, with grace, truth, and love.



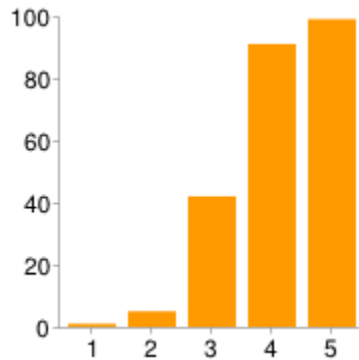
| | | |
|---|------------|-----|
| 1 | 1 | 0% |
| 2 | 1 | 0% |
| 3 | 13 | 5% |
| 4 | 51 | 21% |
| 5 | 172 | 72% |

19. Ability to lead the parish in evangelism and outreach



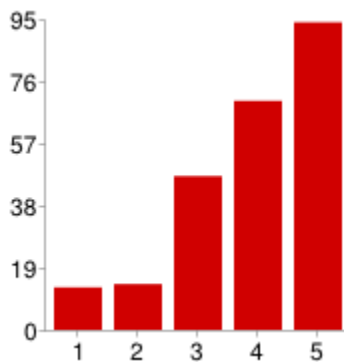
| | | |
|---|-----------|-----|
| 1 | 0 | 0% |
| 2 | 2 | 1% |
| 3 | 43 | 18% |
| 4 | 99 | 42% |
| 5 | 94 | 39% |

20. Ability to preach and teach Biblical principles of stewardship



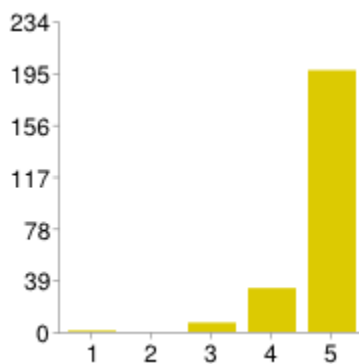
| | | |
|---|-----------|-----|
| 1 | 1 | 0% |
| 2 | 5 | 2% |
| 3 | 42 | 18% |
| 4 | 91 | 38% |
| 5 | 99 | 42% |

21. Ability to teach Biblical principles from an Anglican perspective



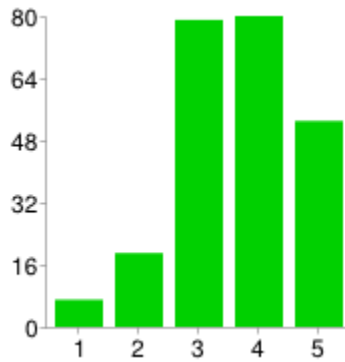
| | | |
|---|-----------|-----|
| 1 | 13 | 5% |
| 2 | 14 | 6% |
| 3 | 47 | 20% |
| 4 | 70 | 29% |
| 5 | 94 | 39% |

22. Ability to preach with clarity and make the Gospel relevant in people's lives



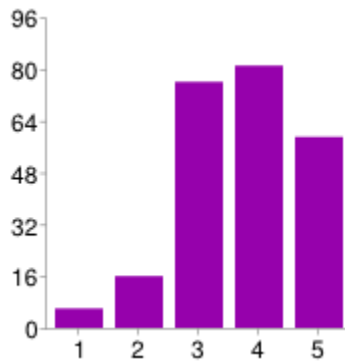
| | | |
|---|------------|-----|
| 1 | 1 | 0% |
| 2 | 0 | 0% |
| 3 | 7 | 3% |
| 4 | 33 | 14% |
| 5 | 197 | 83% |

23. Ability to teach scripture in a small group setting



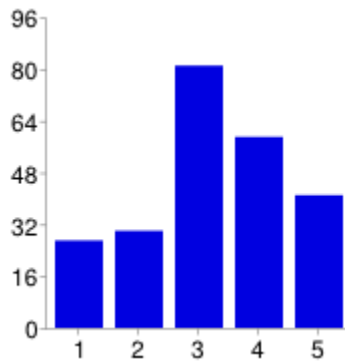
| | | |
|---|-----------|-----|
| 1 | 7 | 3% |
| 2 | 19 | 8% |
| 3 | 79 | 33% |
| 4 | 80 | 34% |
| 5 | 53 | 22% |

24. Ability to manage and develop programs



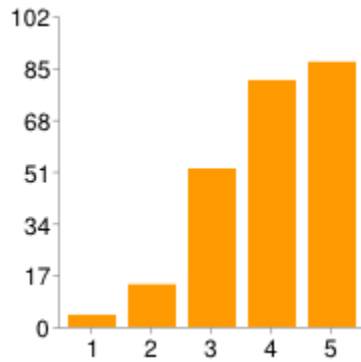
| | | |
|---|-----------|-----|
| 1 | 6 | 3% |
| 2 | 16 | 7% |
| 3 | 76 | 32% |
| 4 | 81 | 34% |
| 5 | 59 | 25% |

25. Willingness to visit parishioners in their homes on a regular basis



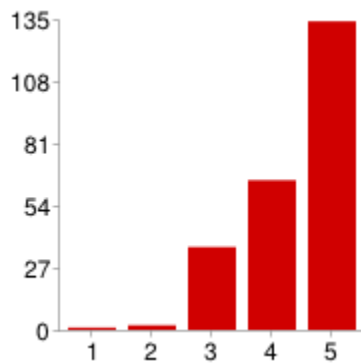
| | | |
|---|-----------|-----|
| 1 | 27 | 11% |
| 2 | 30 | 13% |
| 3 | 81 | 34% |
| 4 | 59 | 25% |
| 5 | 41 | 17% |

26. Ability to provide pastoral counseling



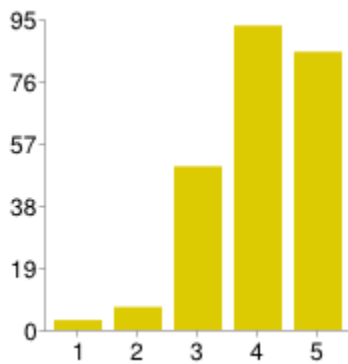
| | | |
|---|-----------|-----|
| 1 | 4 | 2% |
| 2 | 14 | 6% |
| 3 | 52 | 22% |
| 4 | 81 | 34% |
| 5 | 87 | 37% |

27. Willingness to minister to parishioners in a personal crisis



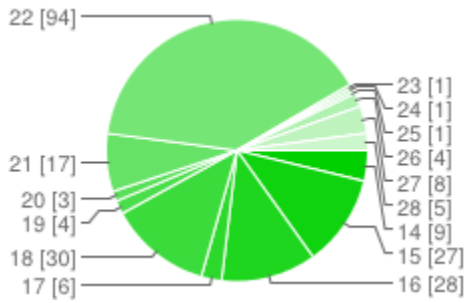
| | | |
|---|------------|-----|
| 1 | 1 | 0% |
| 2 | 2 | 1% |
| 3 | 36 | 15% |
| 4 | 65 | 27% |
| 5 | 134 | 56% |

28. Ability to manage the business issues of the parish



| | | |
|---|-----------|-----|
| 1 | 3 | 1% |
| 2 | 7 | 3% |
| 3 | 50 | 21% |
| 4 | 93 | 39% |
| 5 | 85 | 36% |

29. Which one of the above questions is most important to you?



| | | |
|----|-----------|-----|
| 14 | 9 | 4% |
| 15 | 27 | 11% |
| 16 | 28 | 12% |
| 17 | 6 | 3% |
| 18 | 30 | 13% |
| 19 | 4 | 2% |
| 20 | 3 | 1% |
| 21 | 17 | 7% |
| 22 | 94 | 39% |
| 23 | 1 | 0% |
| 24 | 1 | 0% |
| 25 | 1 | 0% |
| 26 | 4 | 2% |
| 27 | 8 | 3% |
| 28 | 5 | 2% |

30. In your own words, please briefly tell us your thoughts for the Search Committee to consider in searching for our new Rector.

The comments received are available for viewing in the parish office.